


HEAVY-DUTY DESIGNER TABLES

 HEAVY-DUTY

 DESIGN

 ACCESSIBILITY



*Heavy-Duty
Tables with a
Designer Touch!*





*Discover the perfect blend of form and function
with our NPS Heavy-Duty Designer Tables!*

MORE THAN 2,000 DESIGN VARIATIONS!



Tabletops



High Pressure Laminate
1.2" Particleboard Core
HPL Surface | T-molding
(PBTM)



High Pressure Laminate
1.2" MDF Core
HPL Surface | Protect Edge
(MDPE)



Whiteboard
1.2" Particleboard Core
Markerboard HPL Surface
| PVC Edge Banding
(W)



Chem-Res
1" Particleboard Core
Chemical Resistant Top
Edge Banding
(C)



Phenolic
.75" Solid Phenolic
Designer Beveled Edges
(P)



Trespa
.75" Cellulose Core
Designer Beveled Edges
(T)



Epoxy
1" Solid Epoxy Resin
Designer Beveled Edges
(E)



Butcherblock
1.75" Solid Maple Wood
Proprietary UV Finish
(B)

See back for warranty, finish options and care instructions.


Standard Features



Innovative Designer Apron



Corner Brackets Bolted Onto Frame



Welded 12-Gauge Leg Top Plate



4-Gauge Full-Length Apron Support Plate



Designer Apron ADA Compliant



Adjustable Legs Adjust in 1" Increments



Leveling Glides Can Add up to 3/4" Height to Table



Exceeds 500lbs. Static Weight Capacity

Frame Color Options




Table Sizes

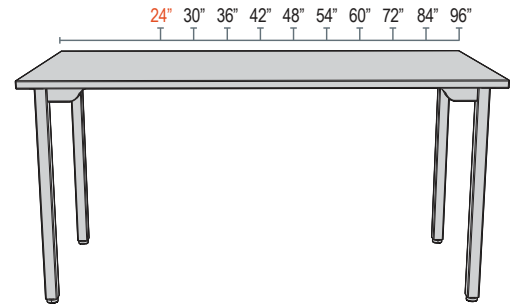
Width Options



All Widths/Lengths smaller than 30" feature Standard Non-Designer Aprons




Length Options



Leg Construction

Fixed Height Legs:



28.5"
Additional height with tabletop thickness

Adjustable Height Legs:



21.25" - 36.25"
Additional height with tabletop thickness

Frame# Description

Frame#	Description
3	Height Adjustable, Textured Black
7	Fixed Height Legs, Textured Black
8	Height Adjustable, Soft Grey
9	Fixed Height Legs, Soft Grey

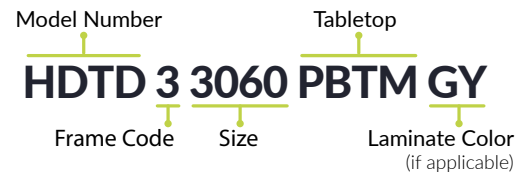
Size (Width/Length in inches)

1824	1830	1836	1842	1848	1854	1860	1872	1884	1896
2424	2430	2436	2442	2448	2454	2460	2472	2484	2496
3030	3036	3042	3048	3054	3060	3072	3084	3096	
3636	3642	3648	3654	3660	3672	3684	3696		
4242	4248	4254	4260	4272	4284	4296			
4848	4854	4860	4872	4884	4896				

- Quick ship tables available, choose from tops B, W, C, P, and PBTM with grey nebula laminate
- Quick ship tables available, choose from tops P and C
- Quick ship tables available with top C only

Standard lead time is 8 weeks. Quick ship lead time is 7 days.

Model Number Configuration



View our Laminate and Edge Design Options



Casters




Optional 4
Heavy-Duty Swivel
Locking 3" Casters
Increases the Table Height by 3¼"

Corner Gussets



- 11-Gauge Steel
- Tamper-Free Hardware
- Recommended When Using Tables Above 30" High


Peg Boards Available for 24" and 30" Tables



Two 16-Gauge
Industrial Grade
Peg Boards Included
in Each Set



Holes Spaced
1" Apart



Variety Set of 50
7-Gauge Chromed
Pegs Included With
Each Peg Board Set



Assembled With
Tamper-Free
Self-Tapping Screws

Accessories Model Number Configuration

CASTERS

Core Model #

CAST-D 3 Frame #

(for example, "3" should be used for accessories used for table frame # HDTD3)

GUSSETS

Core Model #

GUSD XX

Frame Color (Black "10" or Grey "02")

PEG BOARDS

Core Model #

Size (24" or 30" Width)

PEG 24-3 Frame #

(for example, "3" should be used for accessories used for table frame # HDTD3)

Tote Tray Holder

Get Tote-ally Organized!



Standard Edges *No minimum required*



Vinyl T-Molding | Black (TM)



Protect Edge | Black (PE)



3MM PVC Edge Banding | Black (EB)

Premium Edges *Subject to minimum quantity and upcharge*

VINYL T-MOLD



Navy (TN)



Green (TG)



Red (TR)



Brown (TO)



Beige (TB)



Silver (TS)



Medium Grey (TE)



Light Grey (TL)

PROTECT EDGE



Navy (PN)



Green (PG)



Red (PR)



Purple (PP)



Orange (PO)



Beige (PB)



Dark Grey (PD)



Medium Grey (PM)



Light Grey (PL)

3MM PVC
EDGE BANDING



Navy (EN)



Green (EG)



Red (ER)



Purple (EP)



Beige (EE)



Dark Grey (ED)



Medium Grey (EM)



Light Grey (EL)

Custom Logo Options

Upcharge and extended lead times apply



Trending Standard Laminates *No minimum required*

Ashwood Bone AH	Weathered Ash ED	Silver Riftwood SI	Black Riftwood BR	Cream Softwood CJ	Danish Maple DA	Taupe Walnut DY
Planked Urban Oak PU	Formal Walnut FQ	Clove Spice Cherry CX	Antique Mango AM	Buff Elm BM	Camel Elm CM	Graphite Elm EG
Swede Rift Oak WE	Scandi Rift Oak RO	Cherry Walnut YC	Pecan Walnut QW	Sand Maple ZM	Finnish Oak FK	Millennium Oak MK
Wild Cherry WI	Gallery Teak GK	Acajou Mahogany AC	Prestige Walnut PQ	Aluminum AU	Stainless LS	Blackened Steel BS
Starched Paperfold SP	Origami Paperfold OR	Washi Paperfold PD	Pale Brushstroke QB	Wood Brushstroke WQ	Earthenware Brushstroke EB	Carrara Bianco ZC
Neo Cloud UD	Patine Concrete QO	Folkstone Celesta YF	Gray Grafix GX	Stone Grafix SX	Graphite Grafix GX	White Twill WW
Neutral Twill NU	Graphite Twill WG	Cotton Cloth TT	Woolen Cloth WK	Glass Cloth GL	Sheer Fabric SQ	Muslin Fabric MF
Gray Fabric QF	Chambray Fabric ZF	White WF	Brite White ZW	Dover White DO	Mission White MS	Pearl QE
Almond AA	Pumice QP	Olyster Gray OY	Platinum QL	Fog FG	Mouse OU	Otter OE

Trending Standard Laminates No minimum required



Earth
YE



Dark Chocolate
DK



Storm
SJ



Graphite
GI



Black
BK



Blush
BQ



Stop Red
RD



New Burgundy
BU



Vibrant Green
VN



Spectrum Green
QG



Jadeite
JA



Green Slate
GS



Clementine
CQ



Gold Braze
GB



Chrome Yellow
YL



Liquid Glass
LQ



Fossil
FZ



Winter Sky
SY



Denim
DN



Earthenware
EQ



Spectrum Blue
SB



Navy Blue
NB



Cassis
XS



Purple Dye
PY

Choose any laminates from:

May be subject to minimum quantity and upcharge



Other Standard Laminates No minimum required



Robin
RN



Port
PO



Regimental Red
RR



Hollyberry
RE



Candy Apple
CD



Dragon Fire
DF



Orange Grove
OG



Hunter Green
GR



Ocean
OC



Cornflower
FF



Persian Blue
BL



Lapis Blue
LB



Catalina
CI



Indigo
IN



Gumball
GM



Concord Grape
CG



Graphite Nebula
GN



Asian Night
AN



Rustic Slate
RS



Forged Steel
FS



Figured Mahogany
MY



Windsor Mahogany
WM



Lowell Ash
LA




Burnished Chestnut
CT



Buka Bark
KB



River Cherry
RC



Nepal Teak
NT



Wild Cherry
CH

Other Standard Laminates

No minimum required



Bannister Oak
OK



Castle Oak
CO



Limber Maple
LM



Kensington Maple
KS



Fusion Maple
FM



Manitoba Maple
MT



Almond Leather
AL



Boardwalk Oak
BD



Steel Mesh
SL



Slate Grey
SG



Mystic Night
MN



Pewter Brush
PB



Windswept Pewter
WP



Twilight Zephyr
TZ



Sheer Mesh
SM



Crisp Linen
CL



High Rise
HR



Frosty White
FW



White Sand
WS



Titanium EV
EV



Carbon Ev
CE



Evening Tigris
ET



Bronze Legacy
BZ



Pearl Soapstone
PS



Grey Glace
GG



Grey Nebula
GY



Platinum
PL



Fashion Grey
GF



White Nebula
WN




White Tigris
TW



Grey
RG



Grey Pampas
PP



Designer White
DW



Blackbird
CK



Black
BK



Maroochy Brush
MB



Sunny Side Up
UP



Island
IS



Fresh Cut
FE



Atlantis
AT



Brittany Blue
BB



Woolamai Brush
WO



Navy Legacy
NL



Coffee Bean
CB



Montana Walnut
WT



Windswept Bronze
WZ



Pinnacle Walnut
PN



Fonthill Pear
FP



Harvest Maple
HM



New Age Oak
NW



Monticello Maple
MP



Natural Almond
NA



Neutral Glace
GC



Desert Zephyr
DZ



Natural Tigris
NG



Earthen Warp
EW



Pewter Mesh
PW



Green Tigris
GT



Dove Grey
DG



Tailored Linen
TA



North Sea
NS



Pressed Linen
LN



Cloud Nebula
CN

Premium Laminates

Minimum Quantity, Upcharge and 10 week lead time apply



Marmalade
ML



Quince
QN



Wheat Berry
BY



Kale Leaf
KL



Blue Curacao
CR



Biltmore Cherry
BC



Williamsburg Cherry
WC



Xanadu
XD



Skyline Walnut
SW



Charcoal Velvet
CV



Andora Shadow
AW



White Cypress
CY



White Driftwood
WD



Grey Elm
GE



Portico Teak
PT



Italian Silver Ash
IA




Cosmic Strandz
CS



Ink Vesta
IV



Gold Alchemy
GA



Whiteboard
WB

**IF YOU DON'T
SEE A LAMINATE,
JUST ASK!**

Custom Phenolics

Black Core Phenolic

MOQ, upcharge and extended lead time apply



PFG705



PFS729



PBW954



PMO829



PAL029



PFO9435



PLG0428



PGS3978



PSR938



PNB6697



PSO5328



PEA2435



PPU858



PMJ1578



PNB969

Color Thru Phenolic

MOQ, upcharge and extended lead time apply



PNB969CT



PMO829CT



PMJ1578CT

Limited Warranty: Since Natural Wood Products rely heavily on the care they receive, Butcherblock Tabletops have One Year Warranty. The rest of the parts of the product still carry a Ten Year Warranty.

Butcherblock Finishing Options

STANDARD



Urethane-Based Satin Finish

Code: BB

CORE MATERIAL
Solid Hard Maple Edge Grain Top

FINISH
Proprietary Urethane-Based Satin Finish

EDGE
Long Edge Beveled • Square Ends

THICKNESS
1.75"

FOOD SAFE
Yes

MAINTENANCE
Recommended to re-finish every 2-3 weeks depending on usage.
Refinishing can be done fairly quickly using a rag and Emmet's Good Stuff Gel Urethane



CUSTOM



Varnique Semi-Gloss Finish

Code: BV

Upcharge and Extended Lead Time apply

CORE MATERIAL
Solid Hard Maple Edge Grain Top

FINISH
Natural Penetrating Oil Finish

EDGE
Long Edge Beveled • Square Ends

THICKNESS
1.75"

FOOD SAFE
Yes

MAINTENANCE
Recommended to re-finish every 3-4 weeks depending on usage.
Refinishing can be done fairly quickly using a rag and Boos® EZ-DO Finish

