

CAFETERIA & CAFE TABLETOP GUIDE



National Public Seating

MDF




Sealed Edge
↳ **Protect Edge**

MDF is an engineered product comprised essentially of recycled wood particles and wood fibers held together by a resin binder or wax and compressed to form flat panels under extremely high temperatures.

COMPATIBLE EDGE

Protect Edge



Phenolic Backer \$\$\$

PARTICLEBOARD




Sealed Edge
↳ **3MM PVC Edge Banding**

Particleboard is a composite wood made from sawmill shavings, wood chips, and resin, which are heat pressed together.

COMPATIBLE EDGE

Vinyl T-Mold Edge



Poly Backer \$\$\$

3MM PVC Edge Banding



Poly Backer \$\$\$

PLYWOOD



Sealed Edge
↳ **3MM PVC Edge Banding**
↳ **Protect Edge**

Plywood is constructed from multiple layers of very thin sheets of wood, which are bonded to each other with resin adhesive and cured with heat and pressure.

COMPATIBLE EDGE

Vinyl T-Mold Edge



Poly Backer \$\$\$

3MM PVC Edge Banding



Poly Backer \$\$\$

Protect Edge



Poly Backer \$\$\$\$

3MM PVC EDGE BANDING




3MM PVC Edge Banding is applied to the edge of the wood with a process that involves heating EVA pellets to create a strong and durable bond, forming a liquid-tight seal between the tabletop and the edge banding. The adhesive used can withstand high temperatures up to 170 degrees Fahrenheit.

VINYL T-MOLD EDGE



T-Mold Edge is characterized by a T-shaped molding that is inserted into a groove along the edge of the tabletop. The T-Mold is made of a durable and flexible material, that is able to withstand wear and tear and is stapled to the underside of the tabletop for added resilience.

PROTECT EDGE



Protect Edge is a tough and durable polyurethane sprayed-on edge with a textured finish that helps to prevent scratches and damage to the tabletop. The edge is sprayed onto the wood, creating a uniquely strong bond, which creates a liquid-tight seal between the tabletop and the substrate.

CORE

EDGE