

Paragon Furniture

TRAIN-IT^{*} All Sizes


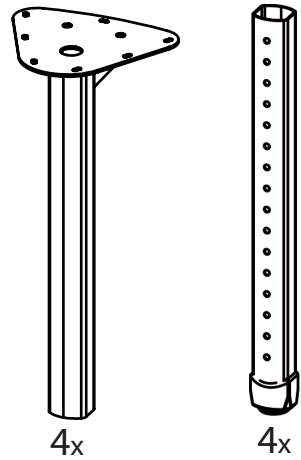
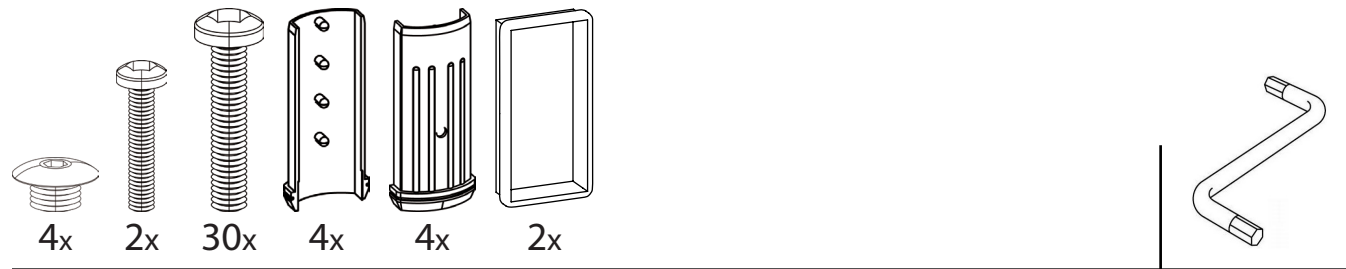


Table top height options	24.5"	25.5"	26.5"	27.5"	28.5"	29.5"	30.5"	31.5"	32.5"	33.5"	34.5"	35.5"
# of holes showing	0	1	2	3	4	5	6	7	8	9	10	11

NOTE: 1. BEFORE ASSEMBLING THE PRODUCT, TAKE A LOOK ABOVE TO MAKE SURE YOU HAVE ALL THE PARTS. IF WE SAY YOU SHOULD HAVE IT AND YOU DON'T, THEN PLEASE CALL PARAGON CUSTOMER SERVICE AT 800.451.8546.
 2. KEEP ANY EXTRA HARDWARE. YOU NEVER KNOW WHEN IT MIGHT COME IN HANDY.

BITS & PIECES

ASSEMBLY

Paragon

SLEEK MEETS SIMPLE.

TRAIN-IT Intuitive Computer Training Table

Clean lines bring a stylish flair to this classroom champion. With a convenient height adjustment, it's the kind of desk every student should try out for size.

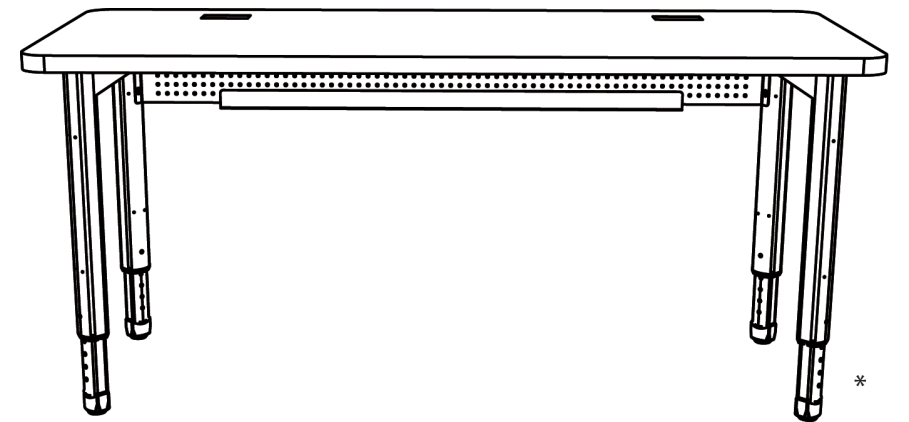


Table may come in different size or shape than pictured here.

*The systems comprising the Information Commons, Intuitive IC Shelving, Intuitive IC Mobile Shelving and Extendible Leg Assemblies are patent pending.

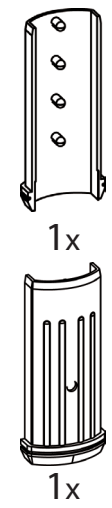
10102057-I

REV:2

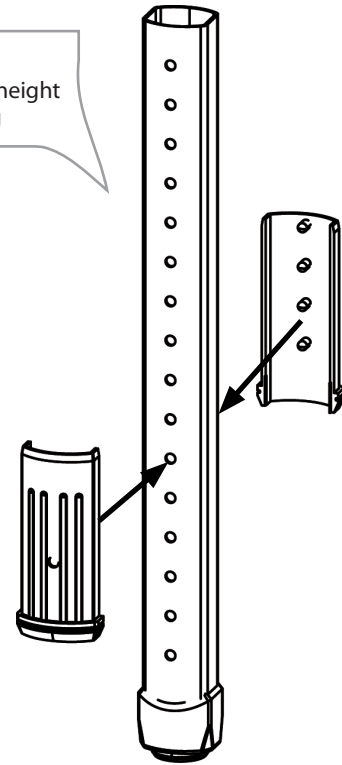
Looking for assembly instructions?
 We'll see you on the inside.

HERE'S HOW TO DO IT; ONE STEP AT A TIME

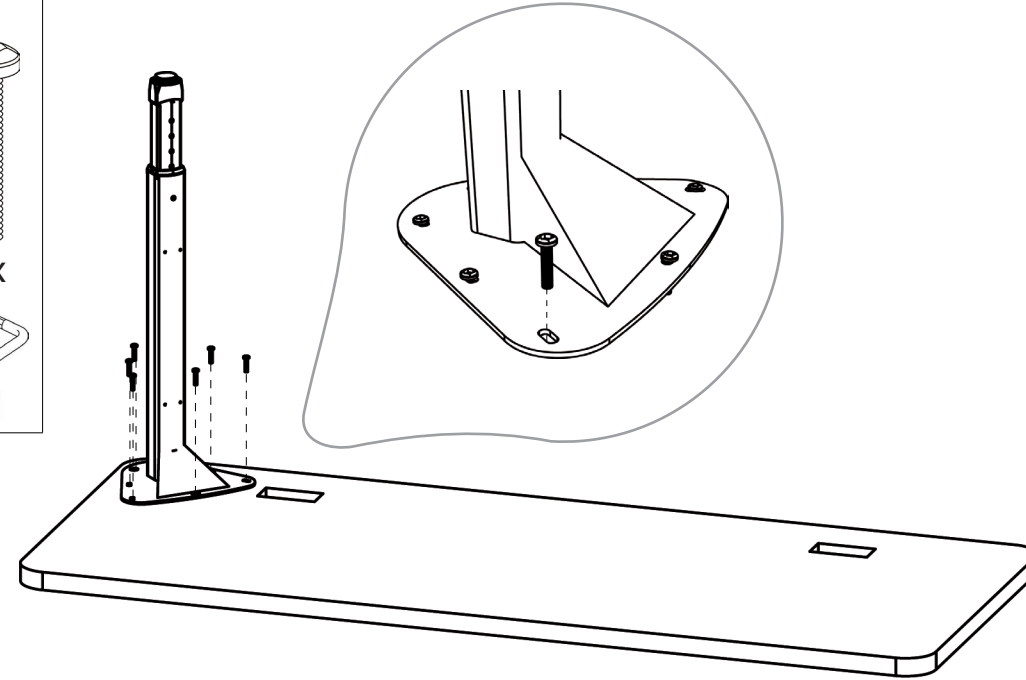
1.



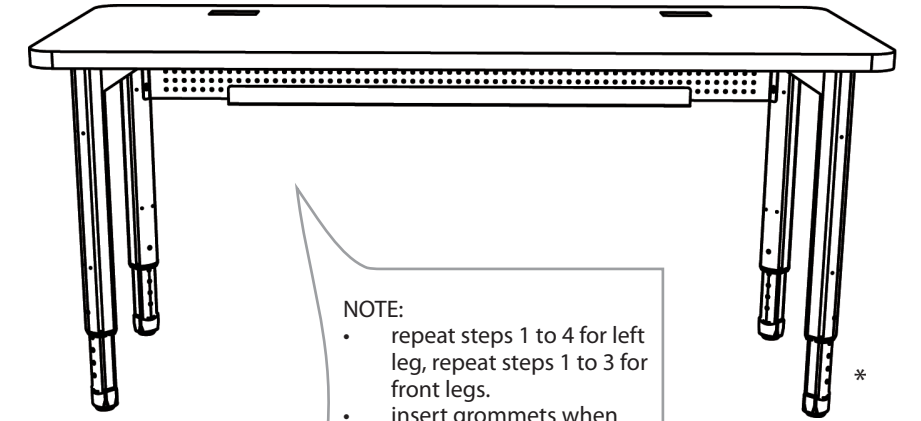
NOTE:
adjust leg to desired height
before securing



3.

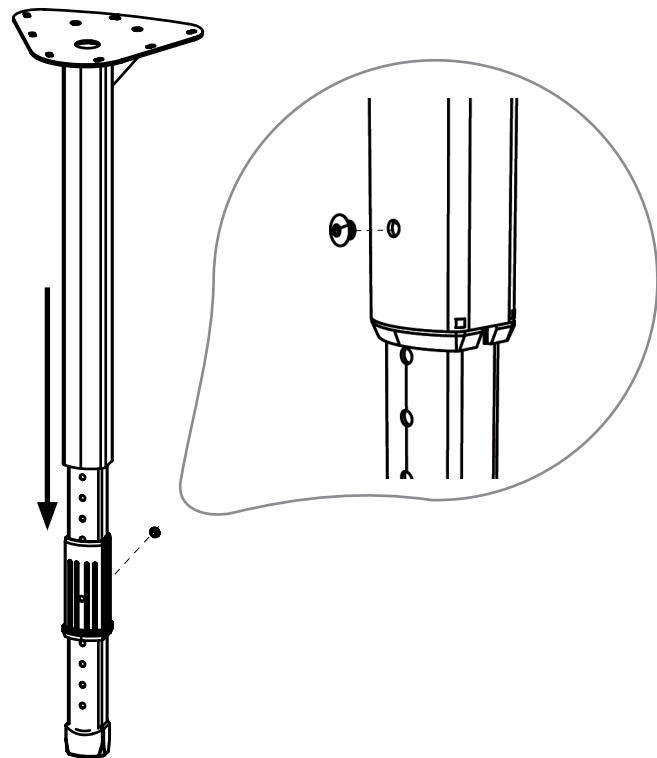
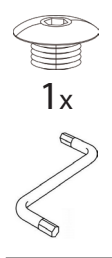


5.



NOTE:
• repeat steps 1 to 4 for left leg, repeat steps 1 to 3 for front legs.
• insert grommets when completed

2.



4.

