



OVERVIEW

The Cascade series provides storage for a wide variety of items. The Mega-Cabinet is a large width, medium height cabinet in the Cascade grouping, measuring in at 43 5/16" tall, 42 3/8" wide and 19" deep.

MATERIALS

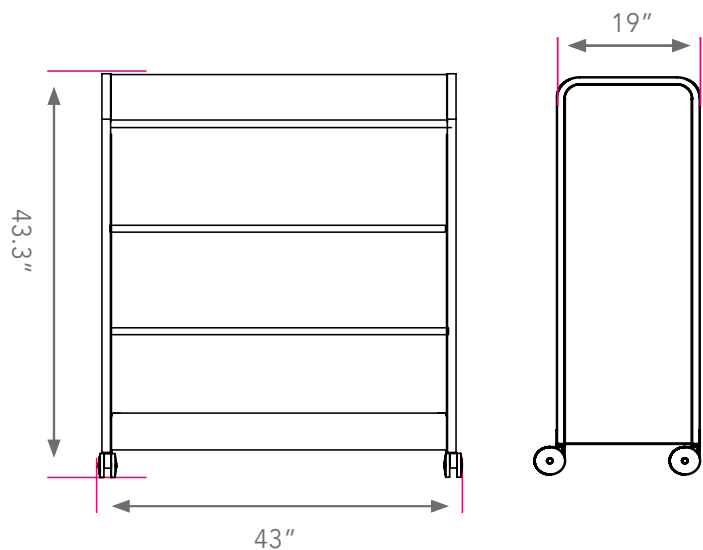
The end panels are made of 18-gauge 1" square tubing, welded flush to an 18-gauge end panel. The inside of each end panel is reinforced by 22-gauge hat channels. These hat channels are dual purpose: added strength and for tote rail shelf mounting. The dome top is 18-gauge formed and welded construction, bolted to each end panel and rear panel with a total of 10 machine screw fasteners. The base is a durable 18-gauge steel construction formed and welded to support the entire weight of the unit squarely. Underneath is a heavy welded hat channel reinforcement. The base shelf is attached to both end panels using 4 machine screw fasteners. The rear panel is 18-gauge steel reinforced with up to three vertical hat channels. Two grommet holes (a lower and upper) are punched for convenient wire management and electronic storage. Casters are 5" in diameter, with 2 locking. Optional glides are 3/8" threaded stem.

Riser shelves are sized perfectly for each cabinet size. Mega-Cabinet riser shelves are made of 1 1/4" thick density particle board with your choice of laminate and T-Mold color. Shelf is suspended 6 inches above the dome top with 4 riser shelf handles, which measure 1 1/2" diameter and come in Platinum powder coat paint finish (0.03" thickness). These riser shelf handles bolt on from underneath the dome top with a hefty 3" washer.

The optional doors include a secure and reliable locking mechanism, which engages lock rods into the dome top and the base shelf. Doors also come with urethane ergonomic and modern door handles of your color choice. The fully hinged doors articulate 270 degrees, free of obstruction.

DIMENSIONS

Model	Description	D"	W"	H"	WT
Standard Width (SW) Totes					
610024000P	Open w/twenty-four 3" SW totes	19	43	43.3	132
620024000P	Doors w/twenty-four 3" SW totes	19	43	43.3	150
610124000P	Open w/twenty-four 3" SW totes & riser	19	43	50	158
620124000P	Doors w/twenty-four 3" SW totes & riser	19	43	50	176
610012060P	Open w/twelve 3" and six 6" SW totes	19	43	43.3	132
620012060P	Doors w/twelve 3" and six 6" SW totes	19	43	43.3	150
610112060P	Open w/twelve 3" and six 6" SW totes & riser	19	43	50	158
620112060P	Doors w/twelve 3" and six 6" SW totes & riser	19	43	50	176
Extra Wide (EW) Totes					
B10016000P	Open w/sixteen 3" EW totes	19	43	43.3	132
B20016000P	Doors w/sixteen 3" EW totes	19	43	43.3	150
B10116000P	Open w/sixteen 3" EW totes & riser	19	43	50	158
B20116000P	Doors w/sixteen 3" EW totes & riser	19	43	50	176



STANDARD LAMINATE OPTIONS

Want to specify a different laminate?

No problem. If you have 20 or more tops of the same color -60 or -38 there is no upcharge. Have 20 or less? We can quote for you with the Wilsonart code and - finish style. We can specify other laminates - call to inquire and get a quote.

SUGGESTED LAMINATE OPTIONS *Cascade Riser Shelves*



ASIAN NIGHT
7949-60



BOARDWALK OAK
7983-60




BUKA BARK
7982-60



CLASSIC LINEN
4943-60



FLAX LINEN
4990-60



FRENCH PEAR
8220-60



FUSION MAPLE
7909-60



GREY NEBULA
4622-60



HIGH RISE
4996-60



MISSION MAPLE
7990-60




NEW AGE OAK
7938-60




NORTH SEA GRAY
D90-60



PALISADES OAK
7987-60



PEWTER MESH
4878-60



WILD CHERRY
7054-60

All 15 of the standard laminates are -60 finish, if you need to match a laminate from a previous year, please let us know on your order (example Pewter Mesh 4878-38, our standard is -60).

When the WilsonArt Laminate code includes a "Y", "K", "-12", "-78", "Aeon" etc, these are special laminates with an upcharge, even when it contains -38 or -60.

STANDARD END PANEL AND RISER EDGE COLOR OPTIONS



APPLE



BLACK



CERULEAN



CHARCOAL



NAVY



PERSIAN BLUE



PLATINUM

FRAME COLOR



PLATINUM

END PANEL AND RISER EDGE COLOR OPTIONS WITH ADDITIONAL LEAD TIME



BLUEBERRY



BURGUNDY



FOREST GREEN



ORANGE



PURPLE



RED



YELLOW

ACCESSORIES

Whiteboard Back available on 'Replace the 4th character in the part number with a 'W' to denote a whiteboard back on the Cascade Mega-Cabinet.

i.e. 611W00000P_
B20W08040P_

